

## J2 TECHNICAL ARTICLE

Number 68

From Octagon Heaven

December 24, 1981

### LUBRICATION - POINTS, FREQUENCY, AND TYPE

On the back side of this page is a copy of a Lubrication Wall Chart for the P Type, PB Type, J1 & J2 Types.

The chart shows the lub points, the recommended lub frequency and the type lubrication that is recommended.

Even though there is a symbol explanation at the bottom of the chart, it is important to study that prior to reading the chart itself.

The note in the upper left corner of the chart explains the numbers on the chart.

Note also that there are lubrication points where they recommend the use of heavy oil instead of grease as most people would want to use.

I discovered that previous owners of my car had used grease in the central lubrication system and in order for me to convert back to the use of the gear oil, the old grease must be cleaned out.

In going through the chart, I can not find anything that goes against any special "Information Sheet" published by the M.G. Car Company.



# THE WAKEFIELD LUBRICATION WALL CHART

## FOR THE M.G. MIDGET

"P" "PB" "J" & "J" Types

**NOTE.**—Figures in the symbols indicate periods at which attention is required in 100's of miles—i.e. 20 denotes 2,000 miles, 5—500, etc.

**WARNING.**—Do not ask for "NL" or "XNL" when you require PATENT CASTROL. Ask for PATENT CASTROL "NL" or PATENT CASTROL "XNL"

**Front Spring Anchorage, Steering King Pin, Steering Drag Link and Steering Connecting Link.**—Every 500 miles apply CASTROL Swanshot Gear Oil with the Oilgun.

**Brake Camshaft.**—Every 2,000 miles apply Wakefield CASTROLEASE Heavy to the Stauder greaser and give an occasional turn to the cap.

**Wheel Bearing.**—Every 10,000 miles remove the hub cap and repack hub with CASTROLEASE Heavy.

**Brake Cable Conduits, Front and Rear Spring Shackles and Brake Cross Shaft.**—Every 500 miles lubricate these points by applying oilgun to nipples grouped on the plate indicated. Use CASTROL Swanshot Gear Oil.

**Clutch Release Bearing.**—Every 1,000 miles apply a little CASTROL UNJOINT Grease (a special non-separating grease) to the clutch race.

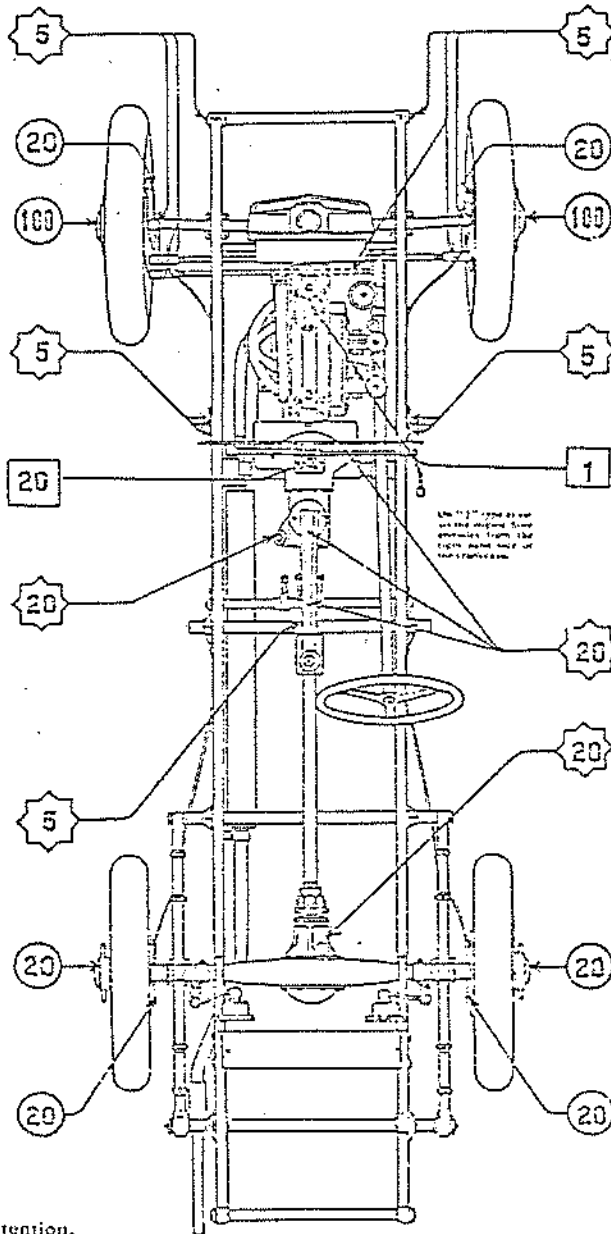
**Gearbox.**—Every 2,000 miles check oil level and replenish to level of filler plug with CASTROL Swanshot Gear Oil. After first 1,000 miles, and subsequently every 500 miles drain gearbox and refill with fresh oil to level of filler plug. It is important at all times that oil be maintained to this level.

*The note of oil will be required for complete replenishment after draining.*  
On 1934 model "J" type 1 1/2 pints only will be required. On 1933, 1 pint.

**Universal Joint Splined Shaft.**—Every 500 miles apply CASTROL Swanshot Gear Oil with the oil gun at the nipple indicated. Prior to Classia No. PA 1735. The propeller shaft must be lubricated at both ends with CASTROL UNJOINT Grease.

**Wheel Hub.**—Every 2,000 miles remove the wheel and apply the grease gun filled with CASTROLEASE Heavy to nipple inside the axle hub.

**Rear Brake Camshaft.**—Every 2,000 miles use Stauder greaser with CASTROLEASE Heavy and give an occasional turn to the cap.



**Front Spring Anchorage, Steering King Pin, Steering Connecting Rod and Steering Drag Link.**—Every 500 miles apply CASTROL Swanshot Gear Oil with the oilgun at points indicated.

**Brake Camshaft.**—Every 2,000 miles apply Wakefield CASTROLEASE Heavy with the grease gun.

**Wheel Bearing.**—Every 10,000 miles remove the hub cap and repack hub with CASTROLEASE Heavy.

**Steering Gear, Brake Conduits, Front and Rear Spring Shackles, and Brake Cross Shaft.**—Every 500 miles lubricate these points by applying oilgun to nipples grouped on the plate indicated. Use CASTROL Swanshot Gear Oil.

**Engine.**—Every 100 miles check oil level in the sump by removing oil indicator rod and if necessary replenish until oil reaches "full" mark on rod with Wakefield PATENT CASTROL "XNL" in Winter and PATENT CASTROL "NL" in Summer. After first 500 miles, and then after every 1,000 miles drain off old oil while warm by withdrawing drain plug from sump and refill with approximately 1 1/2 pints of correct grade.  
*On "J" models 1 1/2 pints only required.*

**Accelerator Cross Shaft and Gear Lever Remote Control.**—Every 500 miles or more often if required, apply CASTROL Swanshot Gear Oil at these points with the oilgun.

**Rear Axle.**—Every 2,000 miles check oil level and replenish with CASTROL Swanshot Gear Oil to the level indicated on the dip stick or to level of filler plug hole on "J" models. After the first 1,000 miles and every subsequent 500 miles drain off old oil and refill with CASTROL Swanshot Gear Oil. It is important that lubricant be maintained at correct level.

*One and a half pints of oil will be required for complete replenishment after draining.*  
On "J" models one pint will be required in a similar manner to the above procedure.

**Wheel Hub.**—Every 2,000 miles remove the wheel and apply the grease gun filled with CASTROLEASE Heavy to nipple inside the axle hub.

**Rear Brake Camshaft.**—Every 2,000 miles use Stauder greaser with CASTROLEASE Heavy and give an occasional turn to the cap.

### Also Requiring Attention.

Every 1,000 miles go round your M.G. car applying a few drops of Wakefield OILIT to the carburettor and ignition control rod joints. Door hinges, bonnet fasteners and other moving points which are subject to friction.




**Dynamo.**—Every 1,000 miles apply a few drops of Wakefield OILIT at the points provided but do not over-lubricate.

**Distributor.**—Every 1,000 miles put a few drops of OILIT in the distributor small oiler (on 1933 model fill and screw down the grease cap). Every 5,000 miles give the cam the highest smear of vasoline. Every 5,000 miles place a single drop of OILIT on the contact Breaker Pivot.

**Upper Cylinder Lubrication.**—In order to lubricate more effectively the pistons, piston rings, valve stems and guides, especially while the engine is being "run in" or when starting from cold, Wakefield CASTROLLO should be used.

Use the cap of the CASTROLLO tin as a measure and add one cap full to every four gallons of fuel you put in your tank. CASTROLLO can be obtained here in small quantities at most filling stations etc. sufficient to try at the amount of fuel purchased.

### EXPLANATION OF SYMBOLS.

	PATENT CASTROL "NL" and PATENT CASTROL "XNL" (XNL—non-separating, with the highest quality, approved by Messrs. The S.F.S. Ltd. Ltd. for the M.G. Midget engine.		Wakefield CASTROL Swanshot Gear Oil—Grease gun only suitable for the Gear Box and Rear Axle and for chassis lubrication with the oilgun.		CASTROLEASE Heavy—A heavy grade CASTROL Grease recommended for M.G. Midget Wheel Hub lubrication, and for application as indicated on the chart.
---	--	---	--	---	--

C. C. WAKEFIELD & CO., LTD. WAKEFIELD HOUSE, CHEAPSIDE, LONDON, E.C.2