


J2 TECHNICAL ARTICLE

Number 129


November 27, 1982

From Octagon Heaven





ENGINE PLATE - RIGHT SIDE OF VALVE COVER

The INSTRUCTIONAL MANUAL printed by the M.G. Car Company in April of 1933 shows the "Engine Plate" as shown below.

The M.G. Car Company Ltd., Abingdon-on-Thames.			IMPORTANT	
<p>The 9.33</p>  <p>Midget "J" type Engine No.</p>	<p>IGN. TIMING RETARDED AT T.D.C. VALVE DO. INLET OPEN 14° BEFORE P.D.C. TAPPET CLEARANCE .001" SPARKING PLUG GAP .015" DISTRIBUTOR POINT GAP .010" ROCK 17 MM STROKE 15 MM CUBIC CAPACITY 147 CC. W.C. RATING 1 HP FIRING ORDER 1-2-4-3</p>	<p>GEAR BOX RATIOS TOP 1:1 1.26:1 1.54:1 1.87:1 2.25:1 REVERSE 1.56:1 BACK ANGLE RATIO 1.33:1 BATTERY 12 VOLT TRACK 34" MAX WHEEL BASE 34" MAX TYRE PRESSURE 17 LBS.</p>	<p>MAIN PETROL TANK 16 GALLONS Plus 2 Gall Reserve 1 GALLON OIL PUMP SUCTION ALL 12 VOLTS HEAD LAMPS 24" 20 W SIDE LAMPS 24" 20 W TAIL LAMP 24" 20 W DASH LAMP 24" 20 W IGN. TELL TALE 24" 20 W</p>	<p>DO NOT ATTEMPT TO REMOVE OR ADJUST CYLINDER HEADS WITHOUT REFERENCE TO INSTRUCTION BOOK</p>
CONSTRUCTED UNDER BRITISH PATENT NUMBERS 264273 - 269713				

At some point in the production the plate was changed. The new plate was the same size as the first but the end panels were modified, the "Constructed under British ----- 713" was dropped. Although my attempt a reconstruct a sample below does not show it, there was a change in the "IGN. TIMING" top of left-center box. I believe it indicates (X) an auto spark advance. Both major spares suppliers claim to carry the later version. Nobody seems to have the earlier version, not even used!

The M.G. Car Company Ltd., Abingdon-on-Thames.			
 <p>Midget "J" type Engine</p>	<p>IGN. TIMING RETARDED AT T.D.C. (X) VALVE DO. INLET OPEN 14° BEFORE P.D.C. TAPPET CLEARANCE .001" SPARKING PLUG GAP .015" DISTRIBUTOR POINT GAP .010" ROCK 17 MM STROKE 15 MM CUBIC CAPACITY 147 CC. W.C. RATING 1 HP FIRING ORDER 1-2-4-3</p>	<p>GEAR BOX RATIOS TOP 1:1 1.26:1 1.54:1 1.87:1 2.25:1 REVERSE 1.56:1 BACK ANGLE RATIO 1.33:1 BATTERY 12 VOLT TRACK 34" MAX WHEEL BASE 34" MAX TYRE PRESSURE 17 LBS.</p>	 <p>Midget "J" type Engine</p>

The loss of the serial No. from the "engine Plate" is not that important as valve covers can be changed. The engine serial number is stamped on a raised boss on the near side (driver's side or right). It is just below the water jacket plate.

667 A
72 J

667 AJ is the engine Number (the 72 is a number nobody has explained)

