

J2 TECHNICAL ARTICLE

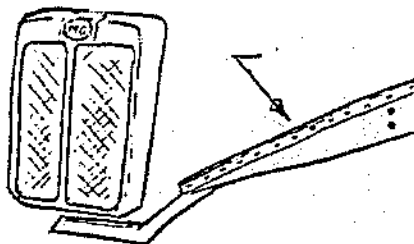
Number 167

July 20, 1983

From Octagon Heaven

THE UNDER BONNET SIDE VALANCES

The "under Bonnet Side Valances" purpose is to cover the area around the radiator shell, the top of the chassis at the radiator shell, and provide a extension to the bonnet over the edge of the chassis. It also gives a nice bottom line from the edge of the body tub on forward.

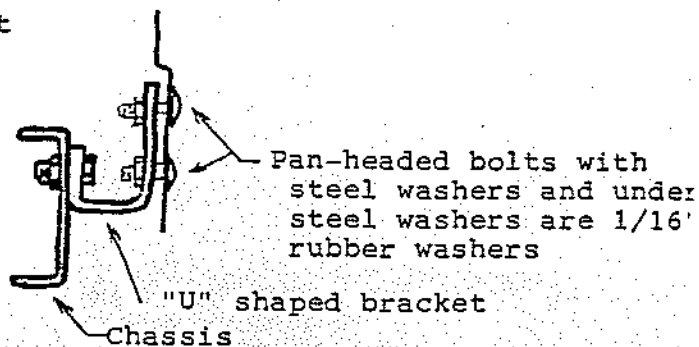
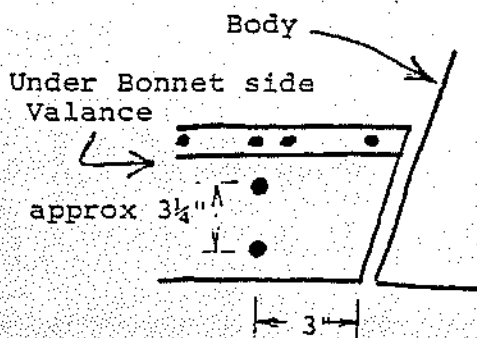


The two side valances meet in the center and provide a edge for the front valance to hook onto. My authorities say that the two side valances overlap anywhere for 1/2" to 1 1/4". All agree that the pieces have a slight "jog" to allow the overlap.

All also agree that the two pieces are fastened together by a single fastener. The guidelines there separate as one says the fastener is a screw while others specify 1/8" bolt and nut.

Webbing identical to that used on the radiator shell is threaded cross the top edge of the under bonnet side valances to cushion the bonnet as it rests against the under bonnet side valances.

The Under bonnet side valances are mounted to the car at three points. First is at the "U" shaped bracket located about 3" in front of the vertical edge of the body. Two pan-headed bolts secure the sheet at that point. The sheet is not fastened to the body (Tub).



(Continued back side)

Under the "Under bonnet side valances" along the area of the chassis where they rest is strips of anti-squeek which are fastened to the top of the chassis by "split pins" (Article Number 115). Along this area is where the second and third points are found for mounting of the Under Bonnet Side Valance. The second point is just above where the front brake cable comes out of the chassis. The third point is at the front edge of the valance. These are also pan-headed bolts with washers and rubber washers under.

All four pan-headed bolts are painted body color according to one source but chrome plated according to another. If we consider the assembly process, I would venture a guess that they were plated and not painted. The reason for my position is that if the bolts were painted they would have to have been pre-painted along with the under bonnet side valance or otherwise there would have been over spray or a lot of masking-off required.

The "U" shaped bracket was painted black along with the chassis.