

J2 TECHNICAL ARTICLE

Number 236

March 31, 1985

From Octagon Heaven

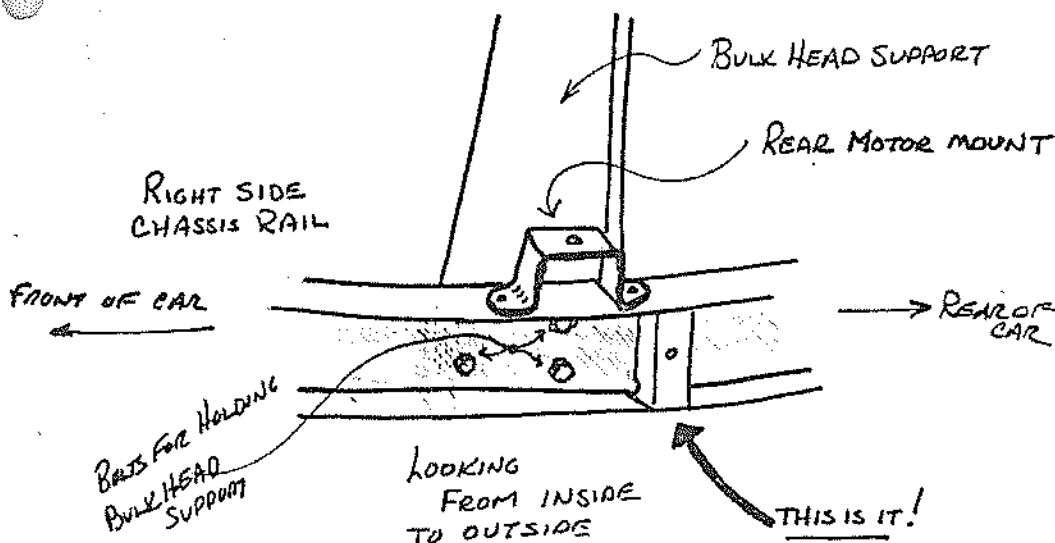
CHASSIS/ BRAKE CABLE BLOCKS

In Technical article 117, step 9 of mounting the brake cable, I referred to the "front cable chassis blocks" I drew a sketch of them to identify the left hand block from the right hand block. (see article 117)

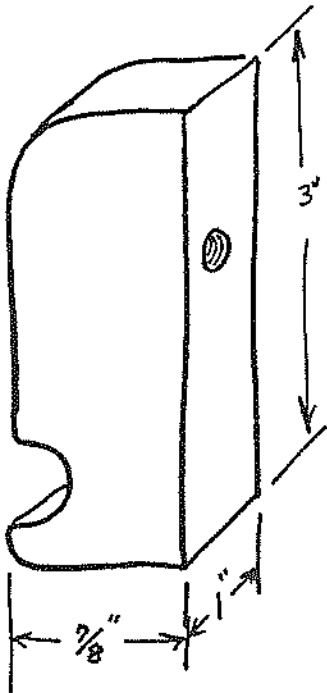
This has been questioned and while I have not been able to locate any such item in the J2 parts list, what I found on my car looks like it has a purpose and function. Unfortunately, I can not easily get mine back out as the bulk head (fire wall) and especially the draught excluder plate which fits on the bell housing of the gear box covers it very well.

I believe mine is made of aluminum as it is metal but it is not effected by a magnet. The size is a snug fit inside of the chassis rail. The approximate size is: 3" high, 7/8" wide (equal to inside dimensions of chassis rail), and about 1" thick (sets a little wider than the tab on the draught excluder plate).

A photo that I took of my assembly shows the piece and its location. I have tried to trace the photo below with notes:



(OVER)



The exact size of the block is the inside opening of the chassis.

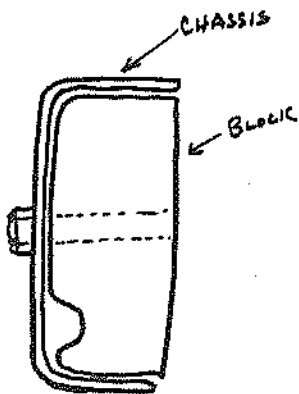
The drilled and taped hole is centered but should match the hole in the chassis.

The "slot" is the diameter of the brake cable.

On the left hand side block a smaller slot in in the upper portion for the rear light wire.

The radius corners should be the same as the inside of the chassis rails.

The bolt is about a 5/16" bolt



Here is a section view of the chassis rail with the vlock setting in it.

This block along with the Under Tray cut off water and such from the front tires from the bottom of the car starting at the bulk head (fire wall).