

J2 TECHNICAL ARTICLE

Number 12

October 26, 1980

From Octagon Heaven

J2 TYRES OR TIRES

There is nothing in any literature to give us any clue to options for tyres for the J2 owners. We do know that the tyres were made by Dunlop and the size was 4.00 x 19.

In examining many pictures, I find that from the very early 1920's until about 1936 that almost every model had the same tyre tread. That type tyre is pictured in figure A which came from the J2 shop manual. The tyre, with its square knobs was slightly rounded as shown in figure B (tyre profile). The knobs blended up into the side wall of the tyre for off road use in soft ground.

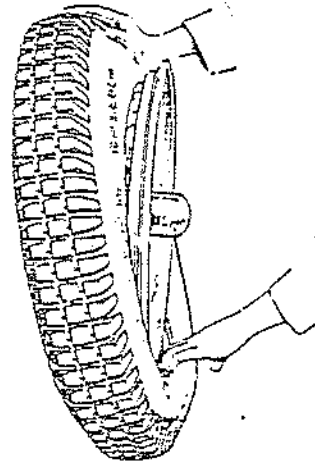


fig. A



fig. B

According to a Dunlop authority, the original tyre was discontinued in 1939. Replacement of the tyres has become a most challenging project. Here are some of your choices:

1. Put on 3.50/4.00 x 19 Dunlop tyres with a tread design (B5 Pattern) as shown in Figure C. They are available through such sources as Vintage Tyre Supply Ltd.



B5 pattern

fig. C

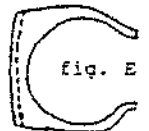


fig. E

2. Seek 4.00 x 19 Dunlop Motorcycle tyres. Several tyre treads are available. One particular knob type tread is as shown in Figure D. (Gold Seal K70).



Gold Seal K70

fig. D

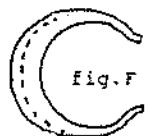


fig. F

3. Use other brand motorcycle or auto tyres with tread which suits your desire.

No matter which way you decide to go, there are some drawbacks. First the 3.50/4.00 x 19 Dunlop tyre is a smaller diameter tyre than the original 4.00 x 19 Dunlop. Secondly the 3.50/4.00 x 19 Dunlop tyre and other auto tyres all have a flat profile (figure E) compared to the slightly rounded profile of the original. Finally a motorcycle tyre has a total round profile (figure F). I selected the 4.00 x 19 Dunlop Motorcycle knob type tyre since it gave me the right brand and size, & tread of knob type structure. I hoped not many people would not notice the total round profile.