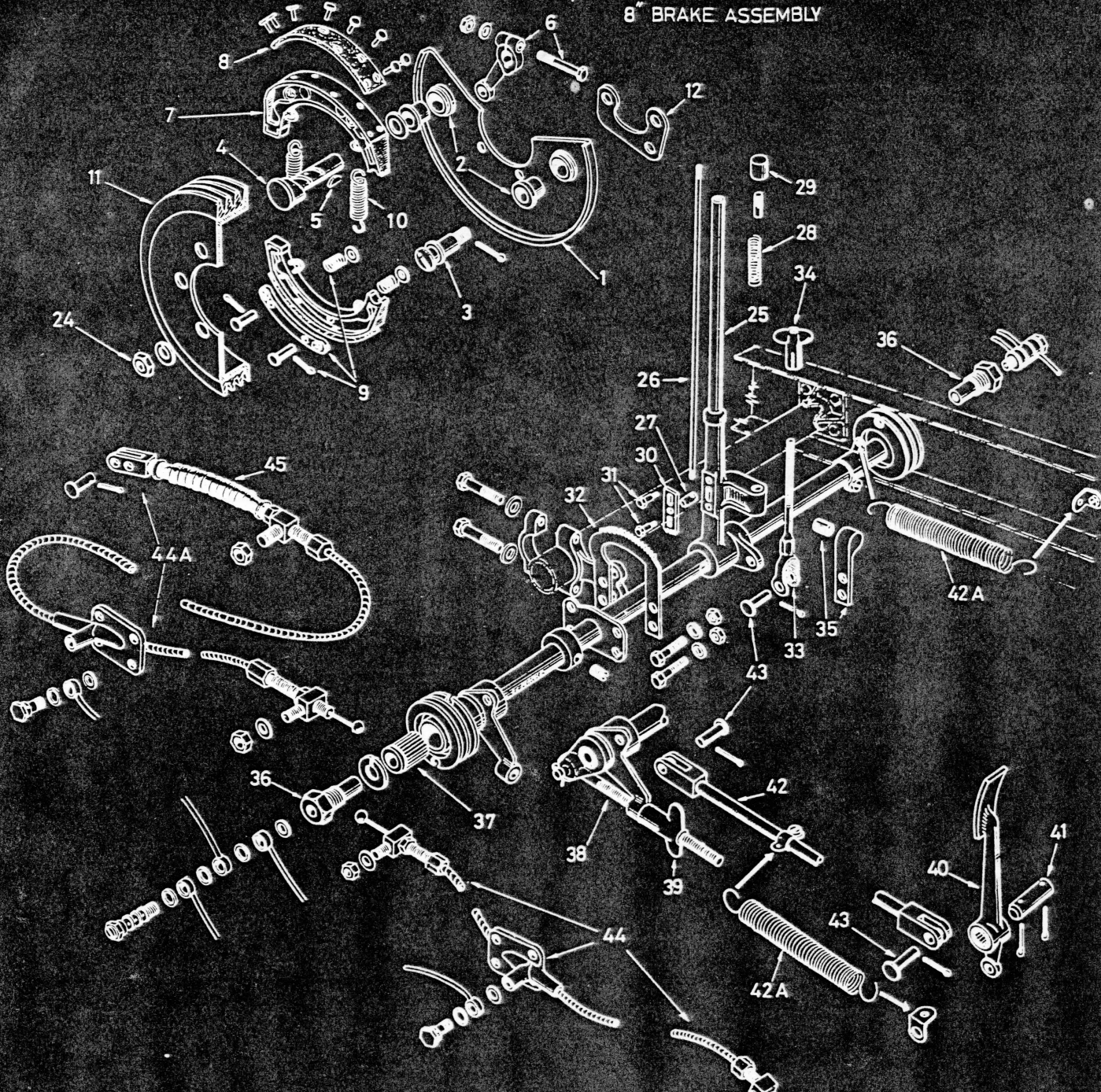
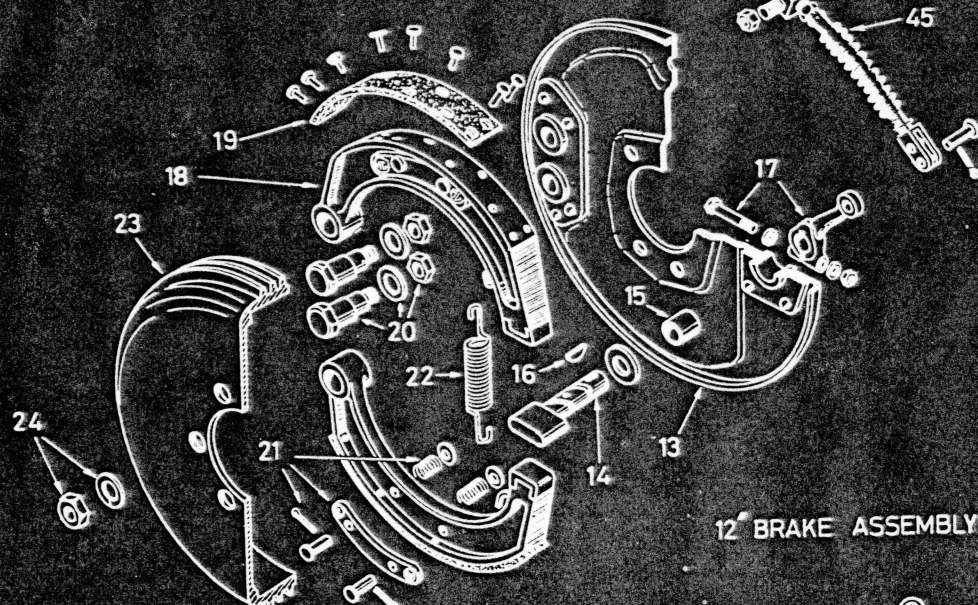


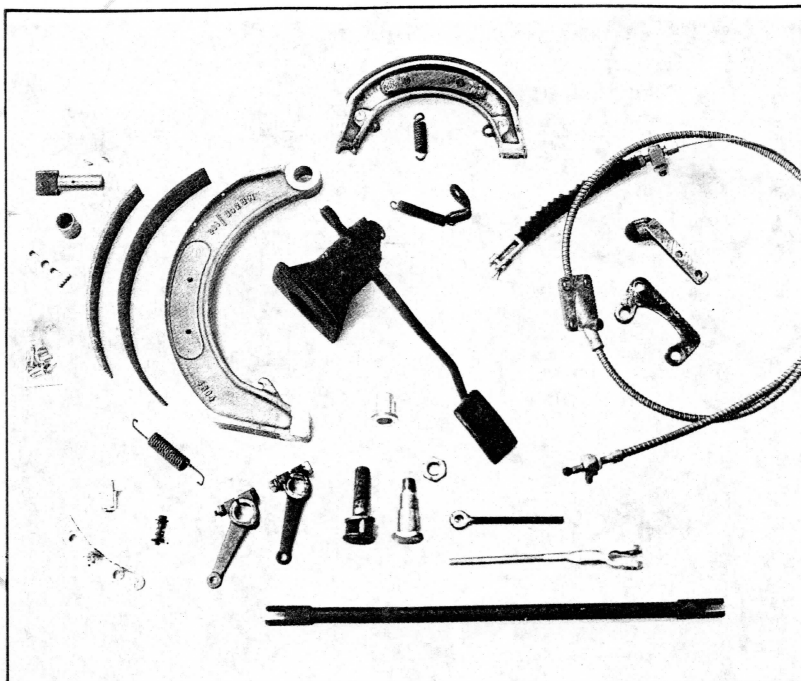
8" BRAKE ASSEMBLY



12" BRAKE ASSEMBLY



# MMM Brakes



Some of the MMM brake components we hold in stock.

Pic.	Part	Description and Remarks	Model	Qty.	Pic.	Part	Description and Remarks	Model	Qty.
1	224*	8" Cable brake back plate. <i>(Becoming extremely rare.)</i>	M models	4	38	264	Footbrake adjusting rod.	All models	1
1	225*	8" Cable brake back plate. <i>(Becoming extremely rare.)</i>	D,F1,J	4	39	260	Footbrake adjusting wing nut	All models	1
2	226	Brake shoe cam & pivot pin mounting bushes.	M,D,F1,J	8	40	265*	Brake pedal.	All models	1
3	227	Brake shoe pivot pin.	M,D,F1,J	4	41	266*	Foot brake pedal swivel pin.	All models	1
4	228	Brake shoe actuating camshaft.	M,D,F1,J	4	42	267	Footbrake operating rod.	All models	1
5	228A	Brake cam woodruff key.	All models	4	42A	267A*	Handbrake camshaft to chassis return spring & clip.	All models	2
6	229*	Brake cam actuating lever.	M,D,F1,J	4	43	268	Clevis pins — various.	All models	4
7	230*	Brake shoe.	M,D,F1,J	8	44	269	Brake cables FRONT (pair).	All models	2
8	231	Brake shoe lining & rivets (pair).	M,D,F1,J	4 pairs	44A	270	Brake cables REAR (pair).	All models	2
9	232*	Brake shoe anti-squeak weight/pin/spring.	All models	8	45	271	Brake cable dust excluders.	All models	4
10	233	Brake shoe return spring.	M,D,F1,J	8					
11	234*	8" Brake drum. <i>(It may be noted that the brake shoe for both sizes of drum is the same size.)</i>	M models	4					
11	235*	8" Brake drum. <i>(It may be noted that the brake shoe for both sizes of drum is the same size.)</i>	D,F1,J	4					
12	236*	Brake cable support bracket.	M,D,F1,J	4					
13	237	12" Cable brake back plate FRONT (pair) <i>(It should be noted that all 4 back plates are different and are sold in pairs.)</i>	F2,F3,L,P,N	Pair					
13	238	12" Cable brake back plate REAR (pr.) <i>(It should be noted that all 4 back plates are different and are sold in pairs.)</i>	F2,F3,L,P,N	Pair					
14	239	Brake shoe actuating camshaft, near-side.	F2,F3,L,P,N	2					
14	240	Brake shoe actuating camshaft, off-side.	F2,F3,L,P,N	2					
15	241	Brake cam oilite bush.	F2,F3,L,P,N	4					
16	228A	Brake cam woodruff key.	All models	4					
17	242	Brake cam actuating lever near-side.	F2,F3,L,P,N	2					
17	243	Brake cam actuating lever, off-side.	F2,F3,L,P,N	2					
18	244	Brake shoe.	F2,F3,L,P,N	8					
19	245	Brake shoe lining & rivets (pair).	F2,F3,L,P,N	4 pairs					
20	246	Brake shoe pivot pin & nut.	F2,F3,L,P,N	8					
21	232*	Brake shoe anti-squeak weight/pin/spring.	All models	8					
22	247	Brake shoe return spring.	F2,F3,L,P,N	4					
23	248	12" Brake drum.	F2,F3,L,P,N	4					
24	249	3/8" BSF Brake drum half-nut.	All models	24					
25	250*	Hand brake cross-shaft assembly complete.	D,F,J,L,P	1					
25	250A/B*	Hand brake cross-shaft assembly complete.	K & N models	1					
26	252*	Ratchet operating rod.	All models	1					
27	253*	Ratchet operating rod dowel pin.	All models	1					
28	254*	Ratchet operating rod return spring.	All models	1					
29	255	Handbrake actuating knob (chrome).	All models	1					
30	256	Handbrake operating pawl.	All models	1					
31	257*	Handbrake pawl securing bolts (special).	All models	2					
32	258*	Handbrake ratchet.	All models	1					
33	259*	Handbrake adjusting rod.	All models	1					
34	260	Handbrake adjusting wing nut.	All models	1					
35	261*	Handbrake return stop & buffer.	All models	1					
36	262*	Handbrake to chassis securing pins & washers.	All models	2					
37	263*	Handbrake needle roller bush.	All models	1					

The handbrake mechanism differed on M models and further differed within the range of M models. Please do NOT refer to diagram opposite but request parts required.

N.B. As it is not possible to illustrate every variant of all items please refer to general description and STATE MODEL TYPE REQUIRED.

\* Available in secondhand condition only.



By shaping the end of a soft metal cigar tube to the clevis end of the brake cable and greasing liberally you can feed a new rubber dust cover onto the cable.

